

Enclosed Facade 180 (EF180G) GasFired Ovens



Overview

Our 180 Enclosed Facade model, which is designed specifically to accommodate the high-volume pizza making of a true pizzaiolo. Maximize your kitchen space with an Enclosed Facade oven. The oven is built directly into your wall and has an optional wood storage trim kit. The 180 features a 70.87 inch deck. The dome and deck consist of refractory bricks with 4 inches of multi-layered insulation in the dome and 8 inches in the deck. The oven features a 26 inch by 9.5 inch opening along with a stainless steel flue collar. A round flue adapter comes standard on all ovens.

The oven requires a 2" tolerance in all directions, and comes standard with a fire-rated tile clay dome. The 180 Enclosed Facade model also features a 12 inch landing on the opening, as well as a control located between the deck and the top of the dome for getting a precise reading. Oven can be vented directly to the roof or vented through a powered type 1 exhaust hood with approved exhaust duct in accordance with all local and national codes. For wood burning ovens, they must be vented as a solid fuel burning appliance and must be installed following a manner that obeys all local and national codes and is acceptable to authority having jurisdiction.

Pizza Capacity

Cooking Surface = 27.31 sq. ft.
Pizza Capacity 8" = 18-20
Pizza Capacity 10" = 16-18
Pizza Capacity 12" = 14-16
Pizza Capacity 16" = 10-12

Gas Requirements

Gas connections 3/4" NPT per burner, quick-disconnect flex gas hose must be used.
Pressure required 10" - 14" W.C. (Water Column) at the gas valve.
84,000 BTU's per burner.

Electrical Requirements

120V/ Single Phase / 12 Amps
9 ft. power cable integrated.

Venting

The oven is vented through an 8" round duct collar. The Neapolitan gas ovens can be installed with a listed exhaust hood system or with a direct vent exhaust duct vented outside without an exhaust hood, but must be installed with a power exhausted vent.
Cubic Feet per Minute: 150CFM
Static Pressure: 0.01"W.C

Standard Features

Dome Terra Cotta Finish
Turbo Burner
Brick Deck
Door
Stainless Steel Flue Collar/Adapter
Steel Stand
Powder Coating
3 Year Deck and Dome Warranty
1 Year Parts and Labor Warranty

Optional Features

Stainless Steel Mask
Stainless Steel Stand
Gas Burning Accessories
Burner Position (Left/Right)
Custom Tile Applications
Exhaust Fan
Interior Lights
Stainless Steel Oven Tools
Integrated Exhaust System

Clearance Requirements

2" Minimum clearance for Combustibles on all sides.
0" Minimum clearance for Non Combustibles.

Shipping Dimensions

Actual Weight: 6,000 LBS
Crated Weight: 6,400 LBS
Crated Width: 95"
Crated Depth: 108"
Crated Height: 85"

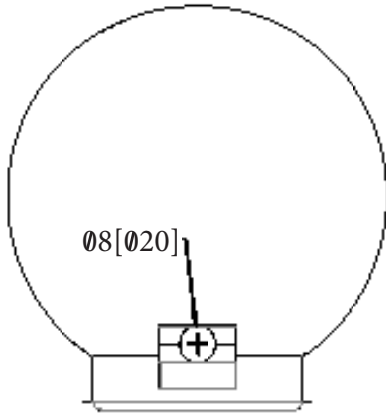
Approved



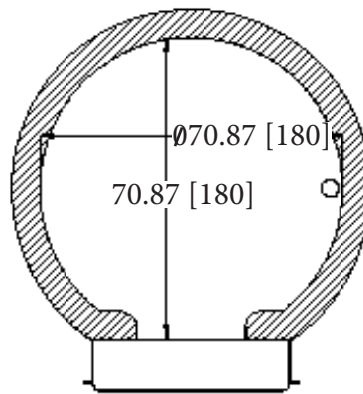
ANSI Z83.11
CSA 1.8

Enclosed Facade180 (EF180) Brick Fired Ovens

Top View



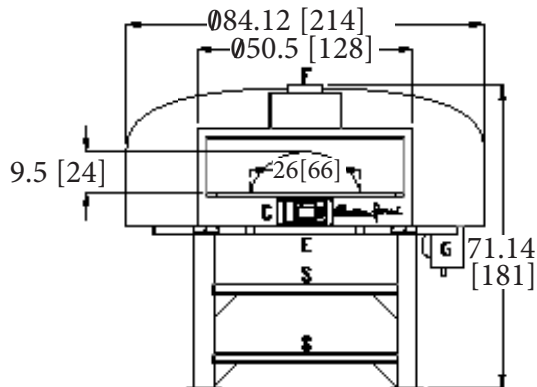
Plan View



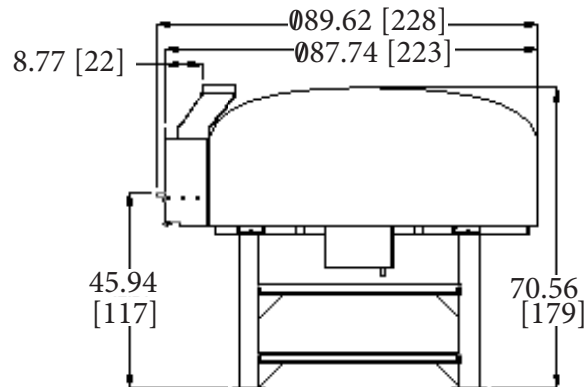
Legend

- C**-Controls
- E**-Electrical Connection Flexible Cord
- F**-Flue Collar
- G**-Gas Connection
- S**-Storage Shelf

Front View



Side View



Notes

An ongoing program of product improvement may require us to change specifications without notice.

All ovens are designed to suit commercial usage.

Spec dimensions to be +/- 0.50 inch.

Oven sizes refer to dome interior size.

All Marra Forni ovens are ETL, and VPB approved.

All oven Freight Class 77.5 and must be shipped LTL.

Learn about gas, electrical, venting and clearance requirements at MARRAFORNI.COM

